

THE COSTS OF PLASTIC POLLUTION

FACT
SHEET

WHAT ARE THE COSTS?

💰 WASTE MANAGEMENT

Plastic production has doubled since the turn of the century, increasing from 230 million metric tons to 460 million metric tons between 2000 and 2019.¹ During that same time, the annual cost of waste management activities in Missouri increased from **\$3.9 million in FY2000** to nearly **\$7.4 million in FY2019**.² While not all solid waste is plastic waste, the US EPA reports that at least 12.2% of municipal solid waste *is* plastic waste.³

💰 TOURISM

Tourism is a **\$19.9 billion** industry in Missouri.⁴ Plastic pollution is visually unappealing in public spaces and interferes with public enjoyment and use of those spaces, thus creating a negative impact on tourism revenue.⁵

💰 LIVELIHOOD AND LOCAL INDUSTRY

Fishing and beer are two important industries in Missouri, contributing over **\$10.5 billion** to Missouri's economy each year.⁶⁻⁷ Microplastic pollution of water can impact fish and beer products and cause health concerns for consumers.⁸

💰 HEALTH CARE

Health care costs of disease and disability caused by just three chemicals associated with plastic exceeded **\$920 billion** in the United States in 2015.⁹

💰 ENVIRONMENT

Plastic production results in **\$341 billion** in annual greenhouse gas emissions costs.⁹

THE COSTS OF PLASTIC POLLUTION

WHO PAYS THE COSTS?

1. Taxpayers
2. Municipal governments
3. Communities
4. Small and large businesses
5. Schools
6. Sheltered Workshops
7. Not-for-profit organizations

See source #10

WHO DOES NOT?


The Plastics Industry


SOLUTIONS


Policy action and management strategies that shift the financial burden of plastic waste management from the consumers to the producers to hold producers accountable for the production of harmful plastics and associated plastic waste.

LEARN MORE

For more information about this project and to view the sources of this information, please visit:

 [www.streamteamsunited.org/
show-me-less-plastic.html](http://www.streamteamsunited.org/show-me-less-plastic.html)

 573-337-4058

 streamteamsunited@gmail.com



Above: Plastic litter accumulated under the I-55 bridge over the River des Peres, **St. Louis, MO.**

